

The City of Rensselaer

Rensselaer Common Council

REGULAR MEETING MINUTES

September 6, 2017, 7:00 PM

PUBLIC SPEAKING

THE PUBLIC SPEAKING PORTION OF THE MEETING COMMENCED AT 6:30 PM.

PUBLIC HEARING

1. PLEDGE OF ALLEGIANCE

2. CALL TO ORDER

THE COUNCIL CONVENED AT 7:000 PM. AND WAS CALLED TO ORDER BY PRESIDENT STALL.

3. ANNOUNCEMENTS

PRESIDENT STALL INFORMED THE PUBLIC OF WHERE THE FIRE EXITS ARE LOCATED IN THE COURT ROOM IN CASE OF AN EMERGENCY.

4. ROLL CALL

THE ROLL BEING CALLED THE FOLLOWING ANSWERED TO THEIR NAMES:

PRESIDENT STALL

ALDERPERSON:

VAN VORST
GARDNER
DEFRANCESCO
CASEY
MOONEY

ABSENT: VAN DYKE

CITY OFFICIALS IN ATTENDANCE: MAYOR DANIEL DWYER AND DPW COMMISSIONER DOMINICK TAGLIENTO

5. ADOPTION OF MINUTES

CITY CLERK, NANCY E. HARDT, REPORTS THAT THE MAYOR HAS APPROVED ALL RESOLUTIONS PASSED AT THE LAST COUNCIL MEETING.

6. COMMUNICATIONS

NO COMMUNICATIONS

7. PRESENTATION OF ACCOUNTS

ABSENT: Absent: Van Dyke (W6)

ABSENT: Absent: Van Dyke (W6)

A. Police OT

B. Water Admin Payroll

C. Bills and Payroll

D. FIRE OT

8. PRESENTATION OF PETITIONS

NO PETITIONS

9. PRESENTATION OF BIDS

NO BIDS

10. COMMITTEE AND WARD REPORTS

WARD 3 ALDERPERSON DEFRANCESCO REMINDED US THAT SCHOOL HAS STARTED SO PLEASE BE MINDFUL OF STOPS SIGNS, TRAFFIC SIGNALS, SCHOOL BUSES AND CHILDREN WALKING TO AND FROM SCHOOL. TAKE CARE.

WARD 5 ALDERPERSON MOONEY ANNOUNCED THE NORTH END MEETING IS NEXT THURSDAY, SEPTEMBER 14TH AT THE NORTH END FIRE HOUSE AT 7:00 PM.

11. PRESENTATION OF CLAIMS

NO CLAIMS

12. RESOLUTIONS

1. RESOLUTION AUTHORIZING REFUND

Alderson Dave Gardner (W2) moved Motion, Seconded by Alderson Council as a Whole.

Votes Motion:

AYES: Ayes: Van Vorst (W1), Gardner (W2), Defrancesco (W3), Casey (W4), Mooney (W5), Stall (P)

NOES:

ABSENT: Absent: Van Dyke (W6)

2. A RESOLUTION ACCEPTING GRANT

Alderson Council as a Whole moved Motion, Seconded by Alderson .

Votes Motion:

AYES: Ayes: Van Vorst (W1), Gardner (W2), Defrancesco (W3), Mooney (W5), Stall (P)

NOES:

ABSENT: Absent: Van Dyke (W6)

3. RESOLUTION AUTHORIZING BUDGET TRANSFERS

THIS RESOLUTION WAS PULLED FROM THE AGENDA

4. RESOLUTION AUTHORIZING REFUND TO DIANE DANISH

Alderson Council as a Whole moved Motion, Seconded by Alderson .

Votes Motion:

AYES: Ayes: Van Vorst (W1), Gardner (W2), Defrancesco (W3), Casey (W4), Mooney (W5), Stall (P)

NOES:

ABSENT: Absent: Van Dyke (W6)

5. RESOLUTION AWARDED BID

Alderson Council as a Whole moved Motion, Seconded by Alderson .

Votes Motion:

AYES: Ayes: Van Vorst (W1), Gardner (W2), Defrancesco (W3), Casey (W4), Mooney (W5), Stall (P)

NOES:

ABSENT: Absent: Van Dyke (W6)

6. A RESOLUTION TO APPOINT COMMISSIONER OF DEEDS

Alderson Council as a Whole moved Motion, Seconded by Alderson .

Votes Motion:

AYES: Ayes: Van Vorst (W1), Gardner (W2), Defrancesco (W3), Casey (W4), Mooney (W5), Stall (P)

NOES:

ABSENT: Absent: Van Dyke (W6)

7. A RESOLUTION AUTHORIZING THE CLOSING OF RIVERSIDE AVENUE FROM BELMORE PLACE TO AIKEN AVENUE FOR THE FORT CRAILO HARVEST FAIRE

Alderson Jim Van Vorst (W1) moved Motion, Seconded by Alderson Council as a Whole.

Votes Motion:

AYES: Ayes: Van Vorst (W1), Gardner (W2), Defrancesco (W3), Casey (W4), Mooney (W5), Stall (P)

NOES:

ABSENT: Absent: Van Dyke (W6)

8. RESOLUTION AUTHORIZING CONTRACT

Alderson John DeFrancesco (W3) moved Motion, Seconded by Alderson Council as a Whole.

Votes Motion:

AYES: Ayes: Van Vorst (W1), Gardner (W2), DeFrancesco (W3), Casey (W4), Mooney (W5), Stall (P)

NOES:

ABSENT: Absent: Van Dyke (W6)

13. ADJOURN

THE NEXT MEETING IS ON SEPTEMBER 20, 2017.

ABSENT: Absent: Van Dyke (W6)

Totals for 9/6/17 Meeting

A FUND =	\$ 274,085.20
VET. BANNERS FUND =	\$ 0.00
CL FUND =	\$ 14,019.82
F FUND =	\$ 31,025.72
G FUND =	\$ 1,809.83
CDBG FUND =	\$ 36,232.00
H - RTE 43 =	\$ 1,061,739.83
L FUND =	\$ 0.00
T FUND =	<u>\$ 1,785.67</u>
TOTAL =	\$ 1,384,466.07

Pay Statement Summary Report

Run Date: 08/23/2017

	Regular Earnings Regular Hours	Overtime Earnings Overtime Hours	Other Earnings Other Hours	Statutory Deductions Voluntary Deductions	Total Deductions	Gross Pay Net Pay
Company Code: VBK						
Pay Dates Between 08/25/2017 to 08/25/2017						
Paid in Cost Number: A-1010-7100 - Common Council						
Pay Dates Between 08/25/2017 to 08/25/2017						
Totals For Paid in Cost Number A-1010-7100 -	340.15	0.00	0.00	32.40		340.15
Common Council:	0.00	0.00	0.00	307.75	340.15	0.00
Paid in Cost Number: A-1010-7110 - Common Council						
Pay Dates Between 08/25/2017 to 08/25/2017						
Totals For Paid in Cost Number A-1010-7110 -	1,795.68	0.00	0.00	273.89		1,795.68
Common Council:	0.00	0.00	0.00	1,277.07	1,550.96	244.72
Paid in Cost Number: A-1210-7100 - Mayor						
Pay Dates Between 08/25/2017 to 08/25/2017						
Totals For Paid in Cost Number A-1210-7100 -	863.37	0.00	0.00	241.56		863.37
Mayor:	0.00	0.00	0.00	621.81	863.37	0.00
Paid in Cost Number: A-1210-7120 - Mayor						
Pay Dates Between 08/25/2017 to 08/25/2017						
Totals For Paid in Cost Number A-1210-7120 -	1,224.68	0.00	0.00	237.89		1,224.68
Mayor:	0.00	0.00	0.00	986.79	1,224.68	0.00
Paid in Cost Number: A-1210-7150 - Mayor						
Pay Dates Between 08/25/2017 to 08/25/2017						
Totals For Paid in Cost Number A-1210-7150 -	1,402.62	0.00	0.00	269.69		1,402.62
Mayor:	0.00	0.00	0.00	19.97	289.66	1,112.96
Paid in Cost Number: A-1210-7160 - Temporary Services						
Pay Dates Between 08/25/2017 to 08/25/2017						
Totals For Paid in Cost Number A-1210-7160 -	825.00	0.00	0.00	134.60		825.00
Temporary Services:	27.50	0.00	0.00	690.40	825.00	0.00
Paid in Cost Number: A-1315-7100 - Comptroller						
Pay Dates Between 08/25/2017 to 08/25/2017						
Totals For Paid in Cost Number A-1315-7100 -	3,169.92	0.00	0.00	901.06		3,169.92
Comptroller:	0.00	0.00	0.00	2,268.86	3,169.92	0.00
Paid in Cost Number: A-1325-7100 - Treasurer						
Pay Dates Between 08/25/2017 to 08/25/2017						
Totals For Paid in Cost Number A-1325-7100 -	2,126.19	0.00	0.00	490.66		2,126.19
Treasurer:	0.00	0.00	0.00	1,635.53	2,126.19	0.00
Paid in Cost Number: A-1325-7110 - Treasurer						
Pay Dates Between 08/25/2017 to 08/25/2017						
Totals For Paid in Cost Number A-1325-7110 -	1,545.34	0.00	0.00	363.01		1,545.34
Treasurer:	40.00	0.00	0.00	1,182.33	1,545.34	0.00
Paid in Cost Number: A-1325-7150 - Treasurer						
Pay Dates Between 08/25/2017 to 08/25/2017						
Totals For Paid in Cost Number A-1325-7150 -	1,301.73	0.00	0.00	304.57		1,301.73
Treasurer:	70.00	0.00	0.00	997.16	1,301.73	0.00

	Regular Earnings Regular Hours	Overtime Earnings Overtime Hours	Other Earnings Other Hours	Statutory Deductions Voluntary Deductions	Total Deductions	Gross Pay Net Pay
Paid in Cost Number: A-1345-7100 - Purchasing Pay Dates Between 08/25/2017 to 08/25/2017						
Totals For Paid in Cost Number A-1345-7100 - Purchasing:	624.32	0.00	0.00	123.88		624.32
	0.00	0.00	0.00	500.44	624.32	0.00
Paid in Cost Number: A-1345-7150 - Purchasing Pay Dates Between 08/25/2017 to 08/25/2017						
Totals For Paid in Cost Number A-1345-7150 - Purchasing:	486.69	0.00	0.00	64.79		486.69
	34.00	0.00	0.00	421.90	486.69	0.00
Paid in Cost Number: A-1355-7100 - Assessment Pay Dates Between 08/25/2017 to 08/25/2017						
Totals For Paid in Cost Number A-1355-7100 - Assessment:	1,230.76	0.00	0.00	119.84		1,230.76
	39.00	0.00	0.00	1,110.92	1,230.76	0.00
Paid in Cost Number: A-1355-7150 - Assessment Pay Dates Between 08/25/2017 to 08/25/2017						
Totals For Paid in Cost Number A-1355-7150 - Assessment:	84.23	0.00	3,537.23	832.13		3,621.46
	5.50	0.00	98.00	784.20	1,616.33	2,005.13
Paid in Cost Number: A-1410-7100 - City Clerk Pay Dates Between 08/25/2017 to 08/25/2017						
Totals For Paid in Cost Number A-1410-7100 - City Clerk:	3,671.53	0.00	0.00	843.19		3,671.53
	0.00	0.00	0.00	2,828.34	3,671.53	0.00
Paid in Cost Number: A-1410-7150 - City Clerk Pay Dates Between 08/25/2017 to 08/25/2017						
Totals For Paid in Cost Number A-1410-7150 - City Clerk:	312.11	0.00	0.00	24.12		312.11
	30.75	0.00	0.00	0.00	24.12	287.99
Paid in Cost Number: A-1420-7100 - Law Department Pay Dates Between 08/25/2017 to 08/25/2017						
Totals For Paid in Cost Number A-1420-7100 - Law Department:	1,214.54	0.00	0.00	290.86		1,214.54
	0.00	0.00	0.00	923.68	1,214.54	0.00
Paid in Cost Number: A-1420-7120 - Law Department Pay Dates Between 08/25/2017 to 08/25/2017						
Totals For Paid in Cost Number A-1420-7120 - Law Department:	530.89	0.00	0.00	69.44		530.89
	0.00	0.00	0.00	461.45	530.89	0.00
Paid in Cost Number: A-1430-7100 - Administrative Services Pay Dates Between 08/25/2017 to 08/25/2017						
Totals For Paid in Cost Number A-1430-7100 - Administrative Services:	3,174.72	0.00	0.00	713.12		3,174.72
	90.00	0.00	0.00	2,461.60	3,174.72	0.00
Paid in Cost Number: A-1430-7150 - Administrative Services Pay Dates Between 08/25/2017 to 08/25/2017						
Totals For Paid in Cost Number A-1430-7150 - Administrative Services:	1,341.07	0.00	0.00	294.92		1,341.07
	70.00	0.00	0.00	1,046.15	1,341.07	0.00
Paid in Cost Number: A-1440-7100 - Engineering Pay Dates Between 08/25/2017 to 08/25/2017						
Totals For Paid in Cost Number A-1440-7100 - Engineering:	4,390.62	0.00	192.30	1,185.80		4,582.92
	44.50	0.00	0.00	3,397.12	4,582.92	0.00
Paid in Cost Number: A-1490-7100 - Public Works Administration Pay Dates Between 08/25/2017 to 08/25/2017						

	Regular Earnings Regular Hours	Overtime Earnings Overtime Hours	Other Earnings Other Hours	Statutory Deductions Voluntary Deductions	Total Deductions	Gross Pay Net Pay
Totals For Paid in Cost Number A-1490-7100 - Public Works Administration:	4,213.10 0.00	0.00 0.00	0.00 0.00	1,345.03 2,868.07	4,213.10	4,213.10 0.00
Paid in Cost Number: A-1490-7150 - Public Works Clerk Pay Dates Between 08/25/2017 to 08/25/2017						
Totals For Paid in Cost Number A-1490-7150 - Public Works Clerk:	1,341.08 70.00	0.00 0.00	0.00 0.00	150.72 1,190.36	1,341.08	1,341.08 0.00
Paid in Cost Number: A-1620-7130 - Buildings Pay Dates Between 08/25/2017 to 08/25/2017						
Totals For Paid in Cost Number A-1620-7130 - Buildings:	2,338.16 155.00	134.69 6.25	76.17 5.00	615.04 117.24	732.28	2,549.02 1,816.74
Paid in Cost Number: A-3120-7100 - Police Department Pay Dates Between 08/25/2017 to 08/25/2017						
Totals For Paid in Cost Number A-3120-7100 - Police Department:	6,821.91 0.00	0.00 0.00	307.70 0.00	1,841.57 3,977.03	5,818.60	7,129.61 1,311.01
Paid in Cost Number: A-3120-7110 - Police Department Pay Dates Between 08/25/2017 to 08/25/2017						
Totals For Paid in Cost Number A-3120-7110 - Police Department:	20,811.25 0.00	5,335.34 107.00	375.59 0.00	7,560.77 15,462.42	23,023.19	26,522.18 3,498.99
Paid in Cost Number: A-3120-7130 - Police Department Pay Dates Between 08/25/2017 to 08/25/2017						
Totals For Paid in Cost Number A-3120-7130 - Police Department:	40,573.30 80.00	6,104.02 139.50	569.25 0.00	12,491.01 30,629.93	43,120.94	47,246.57 4,125.63
Paid in Cost Number: A-3120-7150 - Police Department Pay Dates Between 08/25/2017 to 08/25/2017						
Totals For Paid in Cost Number A-3120-7150 - Police Department:	7,935.11 70.00	1,112.77 39.00	0.00 0.00	2,073.21 6,103.98	8,177.19	9,047.88 870.69
Paid in Cost Number: A-3120-7187 - Med Fund Pay Dates Between 08/25/2017 to 08/25/2017						
Totals For Paid in Cost Number A-3120-7187 - Med Fund:	0.00 0.00	0.00 0.00	0.00 0.00	0.00 -360.00	-360.00	0.00 360.00
Paid in Cost Number: A-3410-7100 - Fire Pay Dates Between 08/25/2017 to 08/25/2017						
Totals For Paid in Cost Number A-3410-7100 - Fire:	1,063.10 0.00	0.00 0.00	0.00 0.00	105.07 19.97	125.04	1,063.10 938.06
Paid in Cost Number: A-3410-7130 - Fire Pay Dates Between 08/25/2017 to 08/25/2017						
Totals For Paid in Cost Number A-3410-7130 - Fire:	28,651.20 0.00	4,267.13 120.00	3,265.69 48.00	7,933.07 24,141.20	32,074.27	36,184.02 4,109.75
Paid in Cost Number: A-3620-7100 - Building Code Enforcement Pay Dates Between 08/25/2017 to 08/25/2017						
Totals For Paid in Cost Number A-3620-7100 - Building Code Enforcement:	1,784.25 70.00	0.00 0.00	0.00 0.00	427.93 1,356.32	1,784.25	1,784.25 0.00
Paid in Cost Number: A-3620-7120 - Building Code Enforcement Pay Dates Between 08/25/2017 to 08/25/2017						

	Regular Earnings Regular Hours	Overtime Earnings Overtime Hours	Other Earnings Other Hours	Statutory Deductions Voluntary Deductions	Total Deductions	Gross Pay Net Pay
Totals For Paid in Cost Number A-3620-7120 - Building Code Enforcement:	602.82 35.50	0.00 0.00	0.00 0.00	76.50 356.65	433.15	602.82 169.67
Paid in Cost Number: A-3620-7150 - Building Code Enforcement						Pay Dates Between 08/25/2017 to 08/25/2017
Totals For Paid in Cost Number A-3620-7150 - Building Code Enforcement:	1,072.04 70.00	0.00 0.00	0.00 0.00	136.20 935.84	1,072.04	1,072.04 0.00
Paid in Cost Number: A-5010-7130 - Maintenance Of Roads-highway						Pay Dates Between 08/25/2017 to 08/25/2017
Totals For Paid in Cost Number A-5010-7130 - Maintenance Of Roads-highway:	19,480.06 1,098.50	222.12 8.00	4,352.12 260.00	5,297.62 14,450.45	19,748.07	24,054.30 4,306.23
Paid in Cost Number: A-5010-7160 - Maintenance Of Roads-highway						Pay Dates Between 08/25/2017 to 08/25/2017
Totals For Paid in Cost Number A-5010-7160 - Maintenance Of Roads-highway:	3,000.00 300.00	0.00 0.00	0.00 0.00	490.22 1,017.21	1,507.43	3,000.00 1,492.57
Paid in Cost Number: A-7110-7160 - Recreation						Pay Dates Between 08/25/2017 to 08/25/2017
Totals For Paid in Cost Number A-7110-7160 - Recreation:	6,066.57 393.62	0.00 0.00	298.55 0.00	912.98 2,595.07	3,508.05	6,365.12 2,857.07
Paid in Cost Number: A-7310-7100 - Youth Bureau						Pay Dates Between 08/25/2017 to 08/25/2017
Totals For Paid in Cost Number A-7310-7100 - Youth Bureau:	460.46 0.00	0.00 0.00	0.00 0.00	80.10 0.00	80.10	460.46 380.36
Paid in Cost Number: A-7310-7150 - Youth Services						Pay Dates Between 08/25/2017 to 08/25/2017
Totals For Paid in Cost Number A-7310-7150 - Youth Services:	1,744.74 5.00	0.00 0.00	306.00 0.00	359.48 1,175.66	1,535.14	2,050.74 515.60
Paid in Cost Number: A-8020-7100 - Planning						Pay Dates Between 08/25/2017 to 08/25/2017
Totals For Paid in Cost Number A-8020-7100 - Planning:	4,957.45 0.00	0.00 0.00	0.00 0.00	1,256.33 3,701.12	4,957.45	4,957.45 0.00
Paid in Cost Number: A-8020-7120 - Planning						Pay Dates Between 08/25/2017 to 08/25/2017
Totals For Paid in Cost Number A-8020-7120 - Planning:	2,856.96 19.50	0.00 0.00	0.00 0.00	690.83 2,166.13	2,856.96	2,856.96 0.00
Paid in Cost Number: CL-8160-7110 - Solid Waste						Pay Dates Between 08/25/2017 to 08/25/2017
Totals For Paid in Cost Number CL-8160-7110 - Solid Waste:	1,719.53 80.00	16.12 0.50	0.00 0.00	466.40 1,269.25	1,735.65	1,735.65 0.00
Paid in Cost Number: CL-8160-7130 - Solid Waste						Pay Dates Between 08/25/2017 to 08/25/2017
Totals For Paid in Cost Number CL-8160-7130 - Solid Waste:	4,573.57 301.25	98.75 4.25	275.61 18.00	1,061.98 3,024.87	4,086.85	4,947.93 861.08
Paid in Cost Number: CL-8160-7140 - Solid Waste						Pay Dates Between 08/25/2017 to 08/25/2017

	Regular Earnings Regular Hours	Overtime Earnings Overtime Hours	Other Earnings Other Hours	Statutory Deductions Voluntary Deductions	Total Deductions	Gross Pay Net Pay
Totals For Paid in Cost Number CL-8160-7140 - Solid Waste:	2,793.61 160.00	0.00 0.00	0.00 0.00	719.36 1,145.72	1,865.08	2,793.61 928.53
Paid in Cost Number: F-8310-7110 - Water Administration Pay Dates Between 08/25/2017 to 08/25/2017						
Totals For Paid in Cost Number F-8310-7110 - Water Administration:	1,573.75 0.00	0.00 0.00	0.00 0.00	341.59 1,232.16	1,573.75	1,573.75 0.00
Paid in Cost Number: F-8320-7110 - Cross Steet Pay Dates Between 08/25/2017 to 08/25/2017						
Totals For Paid in Cost Number F-8320-7110 - Cross Steet:	1,316.79 70.00	169.30 6.00	188.11 0.00	391.22 1,282.98	1,674.20	1,674.20 0.00
Paid in Cost Number: F-8340-7110 - Water Crew Pay Dates Between 08/25/2017 to 08/25/2017						
Totals For Paid in Cost Number F-8340-7110 - Water Crew:	1,529.70 72.00	270.89 8.50	169.97 8.00	446.07 1,524.49	1,970.56	1,970.56 0.00
Paid in Cost Number: F-8340-7130 - Water Crew Pay Dates Between 08/25/2017 to 08/25/2017						
Totals For Paid in Cost Number F-8340-7130 - Water Crew:	897.74 52.50	0.00 0.00	470.25 27.50	324.39 1,043.60	1,367.99	1,367.99 0.00
Paid in Cost Number: F-8340-7140 - Water Crew Pay Dates Between 08/25/2017 to 08/25/2017						
Totals For Paid in Cost Number F-8340-7140 - Water Crew:	1,184.62 76.50	46.46 2.00	105.44 3.50	343.19 993.33	1,336.52	1,336.52 0.00
Paid in Cost Number: G-8120-7110 - Sanitary Sewers Pay Dates Between 08/25/2017 to 08/25/2017						
Totals For Paid in Cost Number G-8120-7110 - Sanitary Sewers:	1,113.20 48.00	721.84 20.75	1,203.67 32.00	970.75 2,067.96	3,038.71	3,038.71 0.00
Paid in Cost Number: L-7410-7100 - Public library Pay Dates Between 08/25/2017 to 08/25/2017						
Totals For Paid in Cost Number L-7410-7100 - Public library:	1,825.32 0.00	0.00 0.00	0.00 0.00	412.68 1,412.64	1,825.32	1,825.32 0.00
Paid in Cost Number: L-7410-7150 - Public library Pay Dates Between 08/25/2017 to 08/25/2017						
Totals For Paid in Cost Number L-7410-7150 - Public library:	1,784.06 176.25	0.00 0.00	0.00 0.00	204.66 1,579.40	1,784.06	1,784.06 0.00
Paid in Cost Number: T-0000-0602-0003 - Defferred Comp Pay Dates Between 08/25/2017 to 08/25/2017						
Totals For Paid in Cost Number T-0000-0602-0003 - Defferred Comp:	0.00 0.00	0.00 0.00	0.00 0.00	0.00 0.00	0.00	0.00 0.00
Paid in Cost Number: T-0000-0602-0005 - Met life Pay Dates Between 08/25/2017 to 08/25/2017						
Totals For Paid in Cost Number T-0000-0602-0005 - Met life:	0.00 0.00	0.00 0.00	0.00 0.00	0.00 -660.94	-660.94	0.00 660.94
Paid in Cost Number: T-0000-0602-0006 - Colonial Pay Dates Between 08/25/2017 to 08/25/2017						

	Regular Earnings Regular Hours	Overtime Earnings Overtime Hours	Other Earnings Other Hours	Statutory Deductions Voluntary Deductions	Total Deductions	Gross Pay Net Pay
Totals For Paid in Cost Number	0.00	0.00	0.00	0.00		0.00
T-0000-0602-0006 - Colonial:	0.00	0.00	0.00	-403.49	-403.49	403.49
Paid in Cost Number: T000006020009 - AFLAC						Pay Dates Between 08/25/2017 to 08/25/2017
Totals For Paid in Cost Number T000006020009 - AFLAC:	0.00	0.00	0.00	0.00		0.00
	0.00	0.00	0.00	-1,845.21	-1,845.21	1,845.21
Paid in Cost Number: T-0000-0602-0012 - CSEA						Pay Dates Between 08/25/2017 to 08/25/2017
Totals For Paid in Cost Number	0.00	0.00	0.00	0.00		0.00
T-0000-0602-0012 - CSEA:	0.00	0.00	0.00	-711.84	-711.84	711.84
Paid in Cost Number: T-0000-0602-0013 - Fire Union						Pay Dates Between 08/25/2017 to 08/25/2017
Totals For Paid in Cost Number	0.00	0.00	0.00	0.00		0.00
T-0000-0602-0013 - Fire Union:	0.00	0.00	0.00	-640.00	-640.00	640.00
Paid in Cost Number: T-0000-0602-0014 - Police Union						Pay Dates Between 08/25/2017 to 08/25/2017
Totals For Paid in Cost Number	0.00	0.00	0.00	0.00		0.00
T-0000-0602-0014 - Police Union:	0.00	0.00	0.00	-900.00	-900.00	900.00
Paid in Cost Number: T-0000-0602-0017 - Teamster Union						Pay Dates Between 08/25/2017 to 08/25/2017
Totals For Paid in Cost Number	0.00	0.00	0.00	0.00		0.00
T-0000-0602-0017 - Teamster Union:	0.00	0.00	0.00	-190.50	-190.50	190.50
Paid in Cost Number: T-0000-0602-0026 - Police And Fire						Pay Dates Between 08/25/2017 to 08/25/2017
Totals For Paid in Cost Number	0.00	0.00	0.00	0.00		0.00
T-0000-0602-0026 - Police And Fire:	0.00	0.00	0.00	-73.21	-73.21	73.21
Totals For Company Code VBK:	207,741.61	18,499.43	15,693.65	57,337.39		241,934.69
	3,854.87	461.75	500.00	146,979.33	204,316.72	37,617.97
Totals For Report:	207,741.61	18,499.43	15,693.65	57,337.39		241,934.69
	3,854.87	461.75	500.00	146,979.33	204,316.72	37,617.97

Pay Statement Summary Report

Run Date: 09/06/2017

	Regular Earnings Regular Hours	Overtime Earnings Overtime Hours	Other Earnings Other Hours	Statutory Deductions Voluntary Deductions	Total Deductions	Gross Pay Net Pay
Company Code: VBK						Pay Dates Between 09/08/2017 to 09/08/2017
Paid in Cost Number: A-1010-7100 - Common Council						Pay Dates Between 09/08/2017 to 09/08/2017
Totals For Paid in Cost Number A-1010-7100 -	340.15	0.00	0.00	32.41		340.15
Common Council:	0.00	0.00	0.00	307.74	340.15	0.00
Paid in Cost Number: A-1010-7110 - Common Council						Pay Dates Between 09/08/2017 to 09/08/2017
Totals For Paid in Cost Number A-1010-7110 -	1,795.68	0.00	0.00	273.95		1,795.68
Common Council:	0.00	0.00	0.00	1,277.02	1,550.97	244.71
Paid in Cost Number: A-1210-7100 - Mayor						Pay Dates Between 09/08/2017 to 09/08/2017
Totals For Paid in Cost Number A-1210-7100 -	863.37	0.00	0.00	241.56		863.37
Mayor:	0.00	0.00	0.00	621.81	863.37	0.00
Paid in Cost Number: A-1210-7120 - Mayor						Pay Dates Between 09/08/2017 to 09/08/2017
Totals For Paid in Cost Number A-1210-7120 -	1,224.68	0.00	0.00	237.88		1,224.68
Mayor:	0.00	0.00	0.00	986.80	1,224.68	0.00
Paid in Cost Number: A-1210-7150 - Mayor						Pay Dates Between 09/08/2017 to 09/08/2017
Totals For Paid in Cost Number A-1210-7150 -	1,402.62	0.00	0.00	269.68		1,402.62
Mayor:	0.00	0.00	0.00	19.97	289.65	1,112.97
Paid in Cost Number: A-1210-7160 - Temporary Services						Pay Dates Between 09/08/2017 to 09/08/2017
Totals For Paid in Cost Number A-1210-7160 -	622.50	0.00	0.00	89.27		622.50
Temporary Services:	20.75	0.00	0.00	533.23	622.50	0.00
Paid in Cost Number: A-1315-7100 - Comptroller						Pay Dates Between 09/08/2017 to 09/08/2017
Totals For Paid in Cost Number A-1315-7100 -	3,169.92	0.00	0.00	901.08		3,169.92
Comptroller:	0.00	0.00	0.00	2,268.84	3,169.92	0.00
Paid in Cost Number: A-1325-7100 - Treasurer						Pay Dates Between 09/08/2017 to 09/08/2017
Totals For Paid in Cost Number A-1325-7100 -	2,126.19	0.00	0.00	490.67		2,126.19
Treasurer:	0.00	0.00	0.00	1,635.52	2,126.19	0.00
Paid in Cost Number: A-1325-7110 - Treasurer						Pay Dates Between 09/08/2017 to 09/08/2017
Totals For Paid in Cost Number A-1325-7110 -	1,545.34	0.00	0.00	363.02		1,545.34
Treasurer:	40.00	0.00	0.00	1,182.32	1,545.34	0.00
Paid in Cost Number: A-1325-7150 - Treasurer						Pay Dates Between 09/08/2017 to 09/08/2017
Totals For Paid in Cost Number A-1325-7150 -	1,301.73	0.00	0.00	304.56		1,301.73
Treasurer:	70.00	0.00	0.00	997.17	1,301.73	0.00

	Regular Earnings Regular Hours	Overtime Earnings Overtime Hours	Other Earnings Other Hours	Statutory Deductions Voluntary Deductions	Total Deductions	Gross Pay Net Pay
Paid in Cost Number: A-1345-7100 - Purchasing						
Pay Dates Between 09/08/2017 to 09/08/2017						
Totals For Paid in Cost Number A-1345-7100 - Purchasing:	624.32	0.00	0.00	123.90		624.32
	0.00	0.00	0.00	500.42	624.32	0.00
Paid in Cost Number: A-1345-7150 - Purchasing						
Pay Dates Between 09/08/2017 to 09/08/2017						
Totals For Paid in Cost Number A-1345-7150 - Purchasing:	486.69	0.00	0.00	64.80		486.69
	34.00	0.00	0.00	421.89	486.69	0.00
Paid in Cost Number: A-1355-7100 - Assessment						
Pay Dates Between 09/08/2017 to 09/08/2017						
Totals For Paid in Cost Number A-1355-7100 - Assessment:	1,230.76	0.00	0.00	119.85		1,230.76
	39.00	0.00	0.00	1,110.91	1,230.76	0.00
Paid in Cost Number: A-1355-7150 - Assessment						
Pay Dates Between 09/08/2017 to 09/08/2017						
Totals For Paid in Cost Number A-1355-7150 - Assessment:	0.00	0.00	0.00	0.00		0.00
	0.00	0.00	0.00	0.00	0.00	0.00
Paid in Cost Number: A-1410-7100 - City Clerk						
Pay Dates Between 09/08/2017 to 09/08/2017						
Totals For Paid in Cost Number A-1410-7100 - City Clerk:	3,781.53	0.00	0.00	913.77		3,781.53
	11.00	0.00	0.00	2,867.76	3,781.53	0.00
Paid in Cost Number: A-1410-7150 - City Clerk						
Pay Dates Between 09/08/2017 to 09/08/2017						
Totals For Paid in Cost Number A-1410-7150 - City Clerk:	71.05	0.00	0.00	5.44		71.05
	7.00	0.00	0.00	0.00	5.44	65.61
Paid in Cost Number: A-1420-7100 - Law Department						
Pay Dates Between 09/08/2017 to 09/08/2017						
Totals For Paid in Cost Number A-1420-7100 - Law Department:	1,214.54	0.00	0.00	290.85		1,214.54
	0.00	0.00	0.00	923.69	1,214.54	0.00
Paid in Cost Number: A-1420-7120 - Law Department						
Pay Dates Between 09/08/2017 to 09/08/2017						
Totals For Paid in Cost Number A-1420-7120 - Law Department:	530.89	0.00	0.00	69.44		530.89
	0.00	0.00	0.00	461.45	530.89	0.00
Paid in Cost Number: A-1430-7100 - Administrative Services						
Pay Dates Between 09/08/2017 to 09/08/2017						
Totals For Paid in Cost Number A-1430-7100 - Administrative Services:	2,790.72	0.00	0.00	645.25		2,790.72
	77.20	0.00	0.00	2,145.47	2,790.72	0.00
Paid in Cost Number: A-1430-7150 - Administrative Services						
Pay Dates Between 09/08/2017 to 09/08/2017						
Totals For Paid in Cost Number A-1430-7150 - Administrative Services:	1,341.07	0.00	0.00	294.94		1,341.07
	70.00	0.00	0.00	1,046.13	1,341.07	0.00
Paid in Cost Number: A-1440-7100 - Engineering						
Pay Dates Between 09/08/2017 to 09/08/2017						
Totals For Paid in Cost Number A-1440-7100 - Engineering:	4,240.62	0.00	0.00	1,073.74		4,240.62
	42.00	0.00	0.00	3,166.88	4,240.62	0.00
Paid in Cost Number: A-1490-7100 - Public Works Administration						
Pay Dates Between 09/08/2017 to 09/08/2017						

	Regular Earnings Regular Hours	Overtime Earnings Overtime Hours	Other Earnings Other Hours	Statutory Deductions Voluntary Deductions	Total Deductions	Gross Pay Net Pay
Totals For Paid in Cost Number A-1490-7100 - Public Works Administration:	4,213.10 0.00	0.00 0.00	0.00 0.00	1,345.03 2,868.07	4,213.10	4,213.10 0.00
Paid in Cost Number: A-1490-7150 - Public Works Clerk						Pay Dates Between 09/08/2017 to 09/08/2017
Totals For Paid in Cost Number A-1490-7150 - Public Works Clerk:	1,341.08 70.00	0.00 0.00	0.00 0.00	150.72 1,190.36	1,341.08	1,341.08 0.00
Paid in Cost Number: A-1620-7130 - Buildings						Pay Dates Between 09/08/2017 to 09/08/2017
Totals For Paid in Cost Number A-1620-7130 - Buildings:	1,927.23 127.00	5.39 0.25	471.30 32.00	563.68 -853.30	2,403.92 -289.62	2,403.92 2,693.54
Paid in Cost Number: A-3120-7100 - Police Department						Pay Dates Between 09/08/2017 to 09/08/2017
Totals For Paid in Cost Number A-3120-7100 - Police Department:	6,821.91 0.00	0.00 0.00	307.70 0.00	1,841.61 3,977.03	5,818.64	7,129.61 1,310.97
Paid in Cost Number: A-3120-7110 - Police Department						Pay Dates Between 09/08/2017 to 09/08/2017
Totals For Paid in Cost Number A-3120-7110 - Police Department:	20,811.25 0.00	6,496.02 129.50	625.59 0.00	7,552.82 17,897.61	25,450.43	27,932.86 2,482.43
Paid in Cost Number: A-3120-7130 - Police Department						Pay Dates Between 09/08/2017 to 09/08/2017
Totals For Paid in Cost Number A-3120-7130 - Police Department:	40,573.30 80.00	8,730.02 200.50	819.25 0.00	12,040.13 33,949.33	45,989.46	50,122.57 4,133.11
Paid in Cost Number: A-3120-7150 - Police Department						Pay Dates Between 09/08/2017 to 09/08/2017
Totals For Paid in Cost Number A-3120-7150 - Police Department:	7,935.11 70.00	485.87 17.00	250.00 0.00	1,878.77 5,706.79	7,585.56	8,670.98 1,085.42
Paid in Cost Number: A-3120-7187 - Med Fund						Pay Dates Between 09/08/2017 to 09/08/2017
Totals For Paid in Cost Number A-3120-7187 - Med Fund:	0.00 0.00	0.00 0.00	0.00 0.00	0.00 -360.00	-360.00	0.00 360.00
Paid in Cost Number: A-3410-7100 - Fire						Pay Dates Between 09/08/2017 to 09/08/2017
Totals For Paid in Cost Number A-3410-7100 - Fire:	1,063.10 0.00	0.00 0.00	0.00 0.00	105.07 19.97	125.04	1,063.10 938.06
Paid in Cost Number: A-3410-7130 - Fire						Pay Dates Between 09/08/2017 to 09/08/2017
Totals For Paid in Cost Number A-3410-7130 - Fire:	28,651.20 0.00	4,720.28 136.00	13,858.64 66.00	12,552.01 23,787.31	36,339.32	47,230.12 10,890.80
Paid in Cost Number: A-3620-7100 - Building Code Enforcement						Pay Dates Between 09/08/2017 to 09/08/2017
Totals For Paid in Cost Number A-3620-7100 - Building Code Enforcement:	1,784.25 70.00	0.00 0.00	0.00 0.00	427.95 1,356.30	1,784.25	1,784.25 0.00
Paid in Cost Number: A-3620-7120 - Building Code Enforcement						Pay Dates Between 09/08/2017 to 09/08/2017

	Regular Earnings Regular Hours	Overtime Earnings - Overtime Hours	Other Earnings Other Hours	Statutory Deductions Voluntary Deductions	Total Deductions	Gross Pay Net Pay
Totals For Paid in Cost Number A-3620-7120 - Building Code Enforcement:	407.54 24.00	0.00 0.00	0.00 0.00	50.89 356.65	407.54	407.54 0.00
Paid in Cost Number: A-3620-7150 - Building Code Enforcement						Pay Dates Between 09/08/2017 to 09/08/2017
Totals For Paid in Cost Number A-3620-7150 - Building Code Enforcement:	1,072.04 70.00	0.00 0.00	0.00 0.00	136.22 935.82	1,072.04	1,072.04 0.00
Paid in Cost Number: A-5010-7130 - Maintenance Of Roads-highway						Pay Dates Between 09/08/2017 to 09/08/2017
Totals For Paid in Cost Number A-5010-7130 - Maintenance Of Roads-highway:	19,212.94 1,084.50	666.02 23.00	4,542.91 270.00	5,308.20 6,433.07	11,741.27	24,421.87 12,680.60
Paid in Cost Number: A-5010-7160 - Maintenance Of Roads-highway						Pay Dates Between 09/08/2017 to 09/08/2017
Totals For Paid in Cost Number A-5010-7160 - Maintenance Of Roads-highway:	1,540.00 154.00	0.00 0.00	0.00 0.00	280.01 748.10	1,028.11	1,540.00 511.89
Paid in Cost Number: A-7310-7100 - Youth Bureau						Pay Dates Between 09/08/2017 to 09/08/2017
Totals For Paid in Cost Number A-7310-7100 - Youth Bureau:	460.46 0.00	0.00 0.00	0.00 0.00	80.12 0.00	80.12	460.46 380.34
Paid in Cost Number: A-7310-7150 - Youth Services						Pay Dates Between 09/08/2017 to 09/08/2017
Totals For Paid in Cost Number A-7310-7150 - Youth Services:	600.00 0.00	0.00 0.00	0.00 0.00	84.40 0.00	84.40	600.00 515.60
Paid in Cost Number: A-8020-7100 - Planning						Pay Dates Between 09/08/2017 to 09/08/2017
Totals For Paid in Cost Number A-8020-7100 - Planning:	4,957.45 0.00	0.00 0.00	0.00 0.00	1,256.34 3,701.11	4,957.45	4,957.45 0.00
Paid in Cost Number: A-8020-7120 - Planning						Pay Dates Between 09/08/2017 to 09/08/2017
Totals For Paid in Cost Number A-8020-7120 - Planning:	2,856.96 19.50	0.00 0.00	0.00 0.00	690.84 2,166.12	2,856.96	2,856.96 0.00
Paid in Cost Number: CL-8160-7110 - Solid Waste						Pay Dates Between 09/08/2017 to 09/08/2017
Totals For Paid in Cost Number CL-8160-7110 - Solid Waste:	1,375.62 64.00	8.06 0.25	343.91 16.00	456.75 770.84	1,227.59	1,727.59 500.00
Paid in Cost Number: CL-8160-7130 - Solid Waste						Pay Dates Between 09/08/2017 to 09/08/2017
Totals For Paid in Cost Number CL-8160-7130 - Solid Waste:	4,803.91 316.25	249.17 10.75	52.81 3.50	1,054.28 2,088.19	3,142.47	5,105.89 1,963.42
Paid in Cost Number: CL-8160-7140 - Solid Waste						Pay Dates Between 09/08/2017 to 09/08/2017
Totals For Paid in Cost Number CL-8160-7140 - Solid Waste:	2,377.13 136.00	26.19 1.00	416.48 24.00	701.77 191.98	893.75	2,819.80 1,926.05
Paid in Cost Number: F-8310-7110 - Water Administration						Pay Dates Between 09/08/2017 to 09/08/2017

	Regular Earnings Regular Hours	Overtime Earnings Overtime Hours	Other Earnings Other Hours	Statutory Deductions Voluntary Deductions	Total Deductions	Gross Pay Net Pay
Totals For Paid in Cost Number F-8310-7110 - Water Administration:	1,573.75 0.00	0.00 0.00	1,022.94 0.00	558.96 1,232.17	1,791.13	2,596.69 805.56
Paid in Cost Number: F-8320-7110 - Cross Street						Pay Dates Between 09/08/2017 to 09/08/2017
Totals For Paid in Cost Number F-8320-7110 - Cross Street:	1,316.79 70.00	0.00 0.00	188.11 0.00	341.10 1,163.80	1,504.90	1,504.90 0.00
Paid in Cost Number: F-8340-7110 - Water Crew						Pay Dates Between 09/08/2017 to 09/08/2017
Totals For Paid in Cost Number F-8340-7110 - Water Crew:	1,444.72 68.00	501.93 15.75	254.95 12.00	507.43 1,194.17	1,701.60	2,201.60 500.00
Paid in Cost Number: F-8340-7130 - Water Crew						Pay Dates Between 09/08/2017 to 09/08/2017
Totals For Paid in Cost Number F-8340-7130 - Water Crew:	1,367.99 80.00	0.00 0.00	0.00 0.00	298.00 611.66	909.66	1,367.99 458.33
Paid in Cost Number: F-8340-7140 - Water Crew						Pay Dates Between 09/08/2017 to 09/08/2017
Totals For Paid in Cost Number F-8340-7140 - Water Crew:	743.29 48.00	127.75 5.50	557.74 32.00	364.78 564.00	928.78	1,428.78 500.00
Paid in Cost Number: G-8120-7110 - Sanitary Sewers						Pay Dates Between 09/08/2017 to 09/08/2017
Totals For Paid in Cost Number G-8120-7110 - Sanitary Sewers:	1,588.62 68.50	634.87 18.25	733.24 11.50	932.18 1,524.55	2,456.73	2,956.73 500.00
Paid in Cost Number: L-7410-7100 - Public library						Pay Dates Between 09/08/2017 to 09/08/2017
Totals For Paid in Cost Number L-7410-7100 - Public library:	1,825.32 0.00	0.00 0.00	0.00 0.00	412.67 1,412.65	1,825.32	1,825.32 0.00
Paid in Cost Number: L-7410-7150 - Public library						Pay Dates Between 09/08/2017 to 09/08/2017
Totals For Paid in Cost Number L-7410-7150 - Public library:	1,704.18 168.25	0.00 0.00	0.00 0.00	187.05 1,517.13	1,704.18	1,704.18 0.00
Paid in Cost Number: T-0000-0602-0003 - Defferred Comp						Pay Dates Between 09/08/2017 to 09/08/2017
Totals For Paid in Cost Number T-0000-0602-0003 - Defferred Comp:	0.00 0.00	0.00 0.00	0.00 0.00	0.00 0.00	0.00	0.00 0.00
Paid in Cost Number: T-0000-0602-0005 - Met life						Pay Dates Between 09/08/2017 to 09/08/2017
Totals For Paid in Cost Number T-0000-0602-0005 - Met life:	0.00 0.00	0.00 0.00	0.00 0.00	0.00 -660.94	-660.94	0.00 660.94
Paid in Cost Number: T-0000-0602-0006 - Colonial						Pay Dates Between 09/08/2017 to 09/08/2017
Totals For Paid in Cost Number T-0000-0602-0006 - Colonial:	0.00 0.00	0.00 0.00	0.00 0.00	0.00 -403.49	-403.49	0.00 403.49
Paid in Cost Number: T000006020009 - AFLAC						Pay Dates Between 09/08/2017 to 09/08/2017

	Regular Earnings Regular Hours	Overtime Earnings Overtime Hours	Other Earnings Other Hours	Statutory Deductions Voluntary Deductions	Total Deductions	Gross Pay Net Pay
Totals For Paid in Cost Number T000006020009 - AFLAC:	0.00 0.00	0.00 0.00	0.00 0.00	0.00 -1,827.33	-1,827.33	0.00 1,827.33
Paid in Cost Number: T-0000-0602-0012 - CSEA Pay Dates Between 09/08/2017 to 09/08/2017						
Totals For Paid in Cost Number T-0000-0602-0012 - CSEA:	0.00 0.00	0.00 0.00	0.00 0.00	0.00 -711.84	-711.84	0.00 711.84
Paid in Cost Number: T-0000-0602-0013 - Fire Union Pay Dates Between 09/08/2017 to 09/08/2017						
Totals For Paid in Cost Number T-0000-0602-0013 - Fire Union:	0.00 0.00	0.00 0.00	0.00 0.00	0.00 -640.00	-640.00	0.00 640.00
Paid in Cost Number: T-0000-0602-0014 - Police Union Pay Dates Between 09/08/2017 to 09/08/2017						
Totals For Paid in Cost Number T-0000-0602-0014 - Police Union:	0.00 0.00	0.00 0.00	0.00 0.00	0.00 -900.00	-900.00	0.00 900.00
Paid in Cost Number: T-0000-0602-0017 - Teamster Union Pay Dates Between 09/08/2017 to 09/08/2017						
Totals For Paid in Cost Number T-0000-0602-0017 - Teamster Union:	0.00 0.00	0.00 0.00	0.00 0.00	0.00 -173.50	-173.50	0.00 173.50
Paid in Cost Number: T-0000-0602-0026 - Police And Fire Pay Dates Between 09/08/2017 to 09/08/2017						
Totals For Paid in Cost Number T-0000-0602-0026 - Police And Fire:	0.00 0.00	0.00 0.00	0.00 0.00	0.00 -73.21	-73.21	0.00 73.21
Totals For Company Code VBK:	197,054.61 3,198.95	22,651.57 557.75	24,445.57 467.00	58,965.84 133,236.19	192,202.03	244,151.75 51,949.72
Totals For Report:	197,054.61 3,198.95	22,651.57 557.75	24,445.57 467.00	58,965.84 133,236.19	192,202.03	244,151.75 51,949.72

A RESOLUTION ACCEPTING GRANT

#2

Sponsored by _____ Council as a Whole
Aldersperson(s) _____

WHEREAS, The Rensselaer County Legislature had given a grant to the Rensselaer Public Library for \$500.00 from their Community Funds program.

NOW, THEREFORE BE IT RESOLVED, That the City of Rensselaer Library accept said grant and the following budget transfer be authorized.

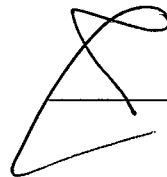
FROM:

Legislative Community Funds: \$500

TO:


Budget Line: L 7410.7410 \$500

Approved as to form and sufficiency
on September 6, 2017



Corporation Counsel

Approved By:



Mayor

- JAMES VAN VORST
- DAVE GARDNER
- JOHN DEFRANCESCO
- JAMES CASEY
- RICHARD MOONEY
- MARGARET VAN DYKE
- BRIAN STALL

	AYES	NOES
	✓	
	✓	
	✓	
	✓	
	✓	
	✓	
	✓	
Total	6	0

#4

RESOLUTION AUTHORIZING REFUND TO DIANE DANISH

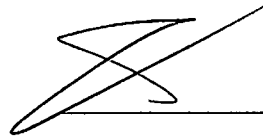
Sponsored by
Aldersperson(s)

Council As A Whole
Ward 6 - ~~Margaret Van Dyke~~

WHEREAS, due to a clerical error, Diane Danish of 112 Elmhurst Avenue was charged a relevy fee for Solid Waste of \$206.10

NOW THEREFORE BE IT RESOLVED, that the Treasurer of the City of Rensselaer be authorized to reimburse Ms. Danish the sum of \$206.10

Approved as to form and sufficiency
on September 6, 2017



Corporation Counsel

Approved By:



Mayor

	AYES	NOES
JAMES VAN VORST	✓	
DAVE GARDNER	✓	
JOHN DEFRANCESCO	✓	
JAMES CASEY	✓	
RICHARD MOONEY	✓	
MARGARET VAN DYKE	<i>ABSENT</i>	
BRIAN STALL	✓	
Total	6	0

ENGINEERS
PLANNERS
SURVEYORS



MEMORANDUM

TO: Bill Smart, P.E.
City of Rensselaer, City Engineer

FROM: Gregory Beswick, P.E.*
Project Manager
Creighton Manning Engineering, LLP

SUBJECT: RECOMMENDATION FOR AWARD
City of Rensselaer Water Main Replacement Project
City of Rensselaer
Rensselaer County, NY

DATE: August 15, 2017

The subject project was let for construction on August 10, 2017 with five (5) bids received and opened at the Rensselaer City Clerk's Office, 62 Washington Street, Rensselaer, NY 12144 at 2:00pm. The engineer's estimate for the project was \$2,181,951.60 and the following five (5) bids were received:

Bidders in Rank Order:

<u>Rank</u>	<u>Bidder Name</u>	<u>Bid Amount</u>
1	American Evergreen, Inc.	\$2,470,220.60
2	Peter Luizzi & Bros. Contracting, Inc.	\$2,639,586.25
3	Wm. J. Keller & Sons Construction Corp.	\$2,980,301.46
4	Rifenburg Construction, Inc.	\$2,990,800.00
5	Carver Construction Corp.	\$3,202,416.80

Each of these bids was reviewed and checked, and all computations verified, by Charles Farmer, PE, Project Engineer, Creighton Manning Engineering, LLP on August 14, 2017.


The lowest bid of \$2,470,220.60 as submitted by American Evergreen, Inc. was reviewed and found to be complete and accurate regarding bid documentation, consistent bid pricing, and company experience with similar projects.

Based upon the foregoing, the lowest responsible bidder was determined to be American Evergreen, Inc. with a total bid of \$2,470,220.60.

Based upon the foregoing bid results, I, acting on behalf of Creighton Manning Engineering, LLP, recommend the City of Rensselaer:

- Award the contract to the lowest responsible bidder, American Evergreen, Inc., for the Bid Amount only.
- Reject all bids

Dated: 8/15/2017

Signature 
 Gregory Beswick, P.E.*
 *VT, MA

RESOLUTION AUTHORIZING CONTRACT

#8

Sponsored by
Aldersperson(s)


Ward 3 - John DeFrancesco
Council as A Whole

WHEREAS, bids were let for paving of City Roads, and

WHEREAS, Peter Luizzi Bros., Inc. was low bidder at \$195,676.15.

NOW, THEREFORE BE IT RESOLVED, that Peter Luizzi Bros., Inc. be awarded the contract for paving pursuant to the proposed annexed hereto.

Approved as to form and sufficiency
on September 6, 2017


Corporation Counsel

Approved By:


Mayor

ATTACHMENTS:

Description
Proposal

Upload Date Type
9/6/2017 Cover Memo

	AYES	NOES
JAMES VAN VORST	✓	
DAVE GARDNER	✓	
JOHN DEFRANCESCO	✓	
JAMES CASEY	✓	
RICHARD MOONEY	✓	
MARGARET VAN DYKE	<i>Abst</i>	
BRIAN STALL	✓	
Total	6	0

Proposal

From: Peter Luizzi Bros., Inc 49 Railroad Ave. Albany, NY 12205 USA Phone: 518-482-8954 Fax: 518-482-4847	Project: 17-356 RENSSELAER PAVING 2017 Description: City of Rensselaer Paving 2017
--	---

ITEM	DESCRIPTION	BID QTY U/M	UNIT BID	AMOUNT
10	Paving Farley	5,809.000 SY	\$5.40	\$31,368.60
20	Paving William T	1,559.000 SY	\$6.45	\$10,055.55
30	Pave Hazel T	400.000 SY	\$11.65	\$4,660.00
40	Pave Rollins / Quay	1,544.000 SY	\$6.50	\$10,036.00
50	Pave St Anthony	956.000 SY	\$8.50	\$8,126.00
60	Pave High St. Full depth 500 SF	2,682.000 SY	\$7.40	\$19,846.80
70	Pave 1 st Alley	1,693.000 SY	\$7.40	\$12,528.20
80	Pave Aiken	600.000 SY	\$12.60	\$7,560.00

TOTAL BID: \$104,181.15

+ 300 SY HAZEL 3,495.00

\$ 107,676.15

EXTRA STREETS 69,600.00

\$ 177,276.15

Signature: _____

2000 SY CREAS 18,400

\$ 195,676.15

Project Comments

Note: Question : Do these prices include the MH rings , and the T&L ,10 tons on St. Anthony , 30 tons on First Alley and 75 Tons on Hight Street .

Answer : Yes Luizzi Bros. includes everything if this is a Lump Sum Bid Based on the \$104,181.15 price .

Proposal

From: Peter Luzzi Bros., Inc
49 Railroad Ave.
Albany, NY 12205 USA
Phone: 518-482-8954
Fax: 518-482-4847

Project: 17-458
Description: Rensselaer Streets.

ITEM	DESCRIPTION	BID QTY U/M	UNIT BID	AMOUNT
1	Second Street 1.5" top Course with Tack	14,000.000 sf		\$23,800.00
2	Bellevue 1.5" top course with tack coat	13,000.000 sf		\$24,050.00
3	Catherine Street Repair	1,000 ls		\$750.00
4	Ally way Box out install 8" crusher run 3" top course	1,000 ls		\$21,000.00
TOTAL BID:				\$69,600.00

Signature: 

Project Comments

- Price quoted is firm only if this offer is accepted within 30 days of the above date and the work can be performed during the current paving season ending November 15, 2017.
- Price Based on the following New York State asphalt pricing index: April 2017
- Any increase to the cost of liquid asphalt will result in an increase to price
- Project is "Tax Exempt" and is subject to prevailing wages. If "Tax Exempt Certificate" is not provided, all applicable sales taxes will be added to quoted price
- Price Based on One (1) Mobilization, additional mobilization charge of \$2,500.00 will be added to the quoted price
- All paving surfaces must have a 2% cross slope to assure positive drainage and to eliminate standing water
- Price Based on One (1) Mobilization, additional mobilization charge of \$2,500.00 will be added to the quoted price
- Any delay between paving binder and top course will result in additional preparation costs
- Exclusions: Permits & Fees, Survey & Stakeout, Proof Rolling, Night Work, Testing Costs, Traffic Control, Sew Cutting, Any material associated with Fine Grading, and all other work not specifically mentioned above
- Payment Terms: Net 30 days from date of invoice, 2.0% service charge per month thereafter, 24% per year. No retainage withheld.