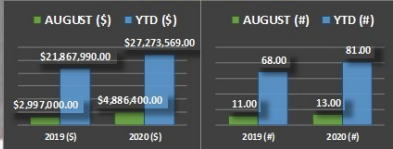




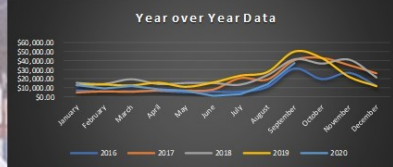
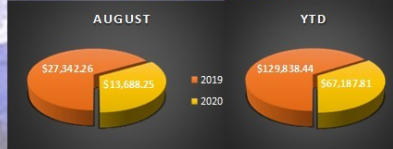
# PINEDALE ECONOMIC DASHBOARD

Publication: Monday, September 28, 2020

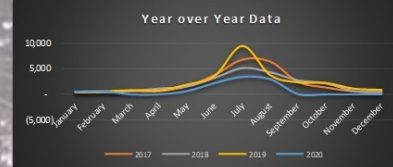
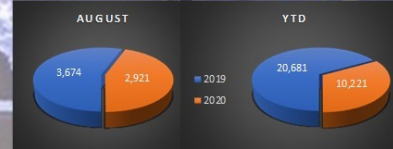
## PINEDALE REAL ESTATE<sup>1</sup>



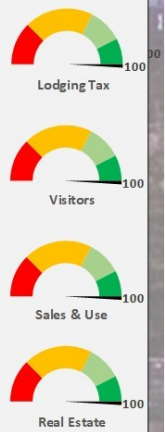
## PINEDALE LODGING TAX<sup>2</sup>



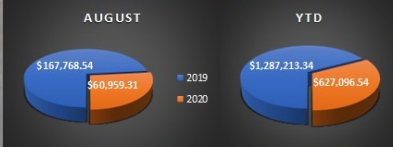
## VISITOR CENTER (PINEDALE)



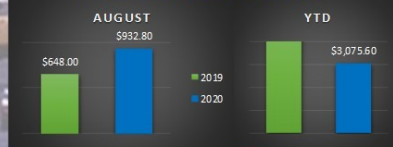
## FOUR-MONTH TREND



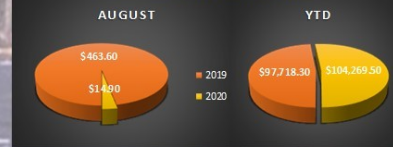
## PINEDALE SALES & USE TAX<sup>3</sup>



## PINEDALE BUILDING PERMITS



## PINEDALE PROPERTY TAXES<sup>4</sup>



<sup>1</sup> Real Estate sales reflect Bondurant, Daniel, Cora, Pinedale and Boulder (source MLS)

<sup>2</sup> Lodging Tax data is from 2 months previously

<sup>3</sup> Sales & Use Taxes reflect both retail and industry sales within the month

<sup>4</sup> Reflection of property values as measured by the 8 mils levied by the County on Town properties