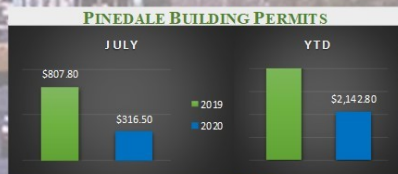
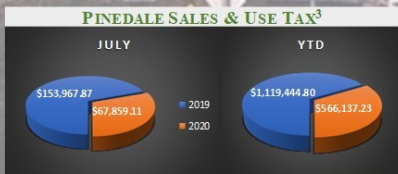
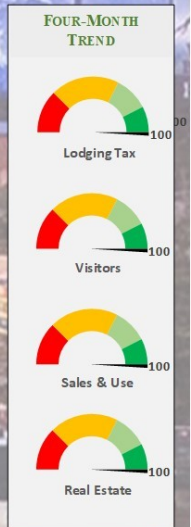
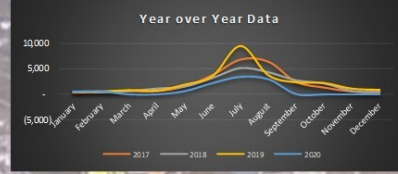
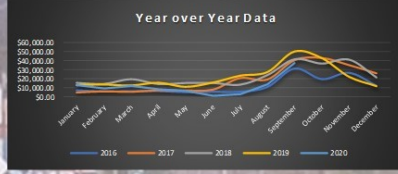
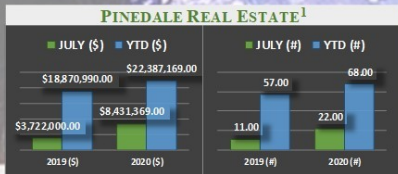




PINEDALE ECONOMIC DASHBOARD

Publication: Monday, September 28, 2020

JULY 2019 vs. 2020



¹ Real Estate sales reflect Bondurant, Daniel, Cora, Pinedale and Boulder (source MLS)
² Lodging Tax data is from 2 months previously
³ Sales & Use Taxes reflect both retail and industry sales within the month
⁴ Reflection of property values as measured by the 8 mils levied by the County on Town properties