

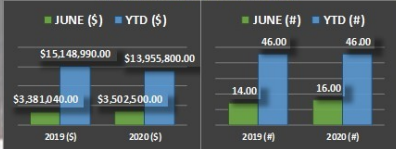


PINEDALE ECONOMIC DASHBOARD

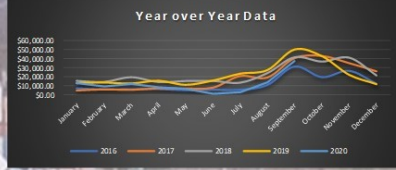
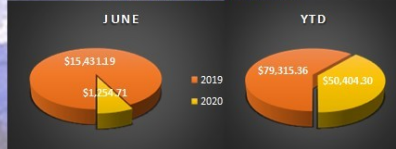
Publication: Monday, September 28, 2020

JUNE 2019 vs. 2020

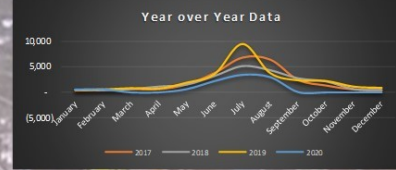
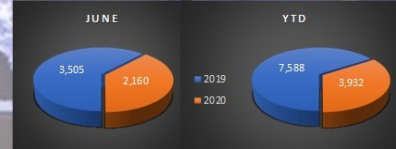
PINEDALE REAL ESTATE¹



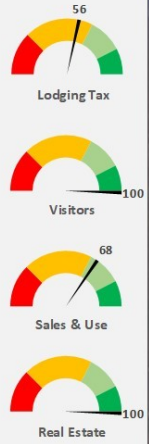
PINEDALE LODGING TAX²



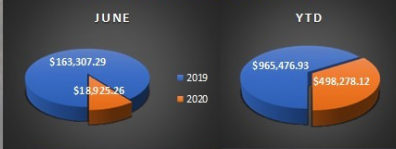
VISITOR CENTER (PINEDALE)



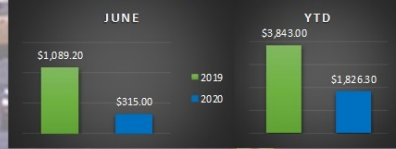
FOUR-MONTH TREND



PINEDALE SALES & USE TAX³



PINEDALE BUILDING PERMITS



PINEDALE PROPERTY TAXES⁴



¹ Real Estate sales reflect Bondurant, Daniel, Cora, Pinedale and Boulder (source MLS)

² Lodging Tax data is from 2 months previously

³ Sales & Use Taxes reflect both retail and industry sales within the month

⁴ Reflection of property values as measured by the 8 mils levied by the County on Town properties