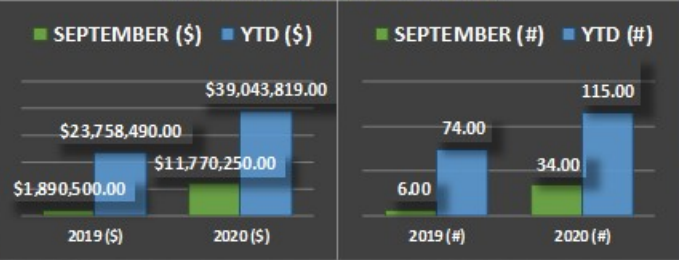


PINEDALE ECONOMIC DASHBOARD

Publication: Monday, October 19, 2020

PINEDALE REAL ESTATE¹



Year over Year Data



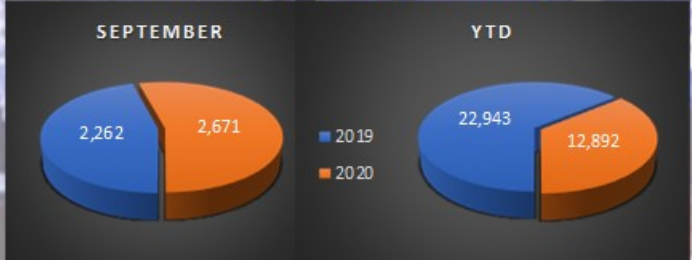
PINEDALE LODGING TAX²



Year over Year Data



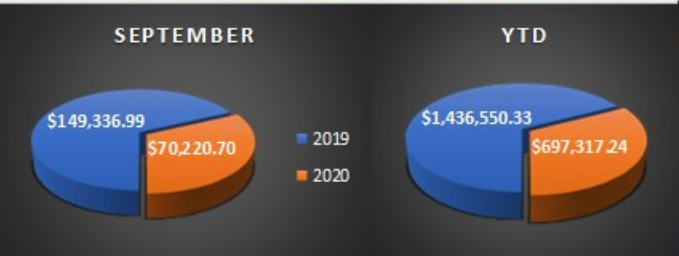
VISITOR CENTER (PINEDALE)



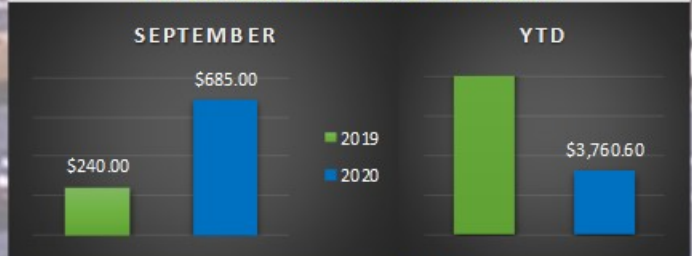
Year over Year Data



PINEDALE SALES & USE TAX³



PINEDALE BUILDING PERMITS



PINEDALE PROPERTY TAXES⁴



FOUR-MONTH TREND



¹ Real Estate sales reflect Bondurant, Daniel, Cora, Pinedale and Boulder (source MLS)
² Lodging Tax data is from 2 months previously
³ Sales & Use Taxes reflect both retail and industry sales within the month
⁴ Reflection of property values as measured by the 8 mils levied by the County on Town properties